

Service Manual

Supplement-2

KX-TR320B
KX-TR320S
KX-TR320F
KX-TR320CF
KX-TR320MXS
KX-TR325S
KX-TR325CS

2 way FRS Radio

Black Version

Silver Version

Blue Version

(for U.S.A.)

(for Canada)

(for Asia, Middle Near East and Other areas)

Please use this manual together with the original service manuals mentioned below.

| Model No. | Order No. | Supplement No. | Area |
|-------------|--------------|----------------|--|
| KX-TR320B | KM40004604C1 | 2 | U.S.A. |
| KX-TR320S | KM40004604C1 | 2 | U.S.A. |
| KX-TR320F | KM40004604C1 | 2 | U.S.A. |
| KX-TR320CF | KM40004617A1 | 2 | Canada |
| KX-TR320MXS | KM40005624A3 | 2 | Asia, Middle Near East and Other areas |
| KX-TR325S | KM40003258C1 | 2 | U.S.A. |
| KX-TR325CS | KM40004618A1 | 2 | Canada |

WARNING

This service information is designed for experienced repair technicians only and is not designed for use by the general public. It does not contain warnings or cautions to advise non-technical individuals of potential dangers in attempting to service a product. Products powered by electricity should be serviced or repaired only by experienced professional technicians. Any attempt to service or repair the product or products dealt with in this service information by anyone else could result in serious injury or death.





Panasonic

© 2000 Kyushu Matsushita Electric Co., Ltd. All rights reserved. Unauthorized copying and distribution is a violation of law.

1 CHANGES

This supplement has been issued for change the part No. of CPU and some electrical parts.

1.1. REPLACEMENT PARTS LIST

| <i>Reason for Change</i> | | The following reasons (1-8) are indicated in the Notes below. | |
|--|--|--|--|
| 1. Improve performance | | | |
| 2. Change of material or dimension | | | |
| 3. To meet approved specification | | | |
| 4. Standardization | | | |
| 5. Addition | | | |
| 6. Deletion | | | |
| 7. Correction | | | |
| 8. Other | | | |
| <i>Interchangeability Code</i> | | The following interchangeabilities (V-Z) are indicated in the Notes below. | |
| Parts | Set Production | Description | |
| V Original  New | Early (before change) Late (after change) | Original or new parts may be used in early or late production sets. Use original parts until exhausted, then stock new parts. | |
| W Original  New | Early (before change) Late (after change) | Original parts may be used in early production sets only. New parts may be used in early or late production sets. Use original parts where possible, then stock new parts. | |
| X Original  New | Early (before change) Late (after change) | New parts only may be used in early or late production sets. Stock new parts. | |
| Y Original  New | Early (before change) Late (after change) | Original parts may be used in early production sets only. New parts may be used in late production sets only. Stock both original and new parts. | |
| Z | Other | | |

(For KX-TR320B, KX-TR320S and KX-TR320F)

| Ref. No. | Parts No. | | Part Name & Description | Pcs/ Set | Implementation | Suffix | Notes | |
|------------------------------|--------------|--------------|-------------------------------|-------------|----------------|--------|-------|---|
| | Original | Supplement-2 | | | | | | |
| CABINET AND ELECTRICAL PARTS | | | | | | | | |
| 37 | PQKK10097Z1 | PQKK10097Y1 | Battery Cover | 1 | 1st Lot | A | 2 | X |
| 27 | PQKM10410Z1 | PQKM10410Y1 | Upper Cabinet (for KX-TR320B) | 1 | 1st Lot | A | 2 | X |
| 27 | PQKM10410Z2 | PQKM10410Y2 | Upper Cabinet (for KX-TR320S) | 1 | 1st Lot | A | 2 | X |
| 27 | PQKM10410Z3 | PQKM10410Y3 | Upper Cabinet (for KX-TR320F) | 1 | 1st Lot | A | 2 | X |
| 10 | PQHG10574Z | PQHG10574Y | Packing | 1 | May, 00 | A | 1 | X |
| 17 | PQHS10407Z | PQHS10407Y | Tape | *1 | Jul, 00 | A | 2 | V |
| 18 | PQHS10408Z | PQHS10408Y | Tape | *1 | Jul, 00 | A | 2 | V |
| 20 | PQHS10422Z | ----- | Tape | *1 | Jul, 00 | A | 8 | |
| 21 | PQHS10421Z | ----- | Tape | *1 | Jul, 00 | A | 8 | |
| 22 | PQHS10424Z | ----- | Tape | *1 | Jul, 00 | A | 8 | |
| 23 | PQHS10423Z | ----- | Tape | *1 | Jul, 00 | A | 8 | |
| 48 | PQKF10309Z1 | PQKF10309W1 | Lower Cabinet | 1 | Jul, 00 | A→B | 2 | V |
| ACCESSORIES | | | | | | | | |
| A2 | PQQW12178Y | PQQW12178X | Quick Guide | 1 | Aug, 00 | B→C | 8 | V |
| A3 | PQQX12602Y | PQQX12602X | Instrucion Book | 1 | Aug, 00 | B→C | 8 | V |
| PACKING MATERIALS | | | | | | | | |
| P1 | PQPK13137Z | PQPK13137X | Front Blister Pack | 1 | Aug, 00 | C | 2 | X |
| P2 | PQPK13142Z | PQPK13138X | Rear Blister Pack | 1 | Aug, 00 | C | 2 | X |
| P3 | PQPK13138Z | PQPK13142Z | Paper Sheet for Blister Pack | 1 | 1st Lot | A | 7 | X |
| MAIN P.C. BOARD PARTS | | | | | | | | |
| E2 | PQHR10720Z | PQHR10720Y | RF Holder | 1 | 1st Lot | A | 2 | X |
| IC16 | PQWITR325SH | PQWI1TR325SH | IC | *2 | Aug, 00 | B→C | 1 | X |
| IC17 | PQVI9407AA20 | PQVI9407AA25 | IC | *2 | Aug, 00 | B→C | 1 | X |
| RF P.C. BOARD PARTS | | | | | | | | |
| C80 | ECUV1H040CCV | ECUV1H060CCV | Capacitor. 6P | 1 | 1st Lot | A | 1 | X |

(For KX-TR320CF)

| Ref. No. | Parts No. | | Part Name & Description | Pcs/ Set | Implementation | Suffix | Notes | |
|------------------------------|--------------|--------------|----------------------------|-------------|----------------|--------|-------|---|
| | Original | Supplement-2 | | | | | | |
| CABINET AND ELECTRICAL PARTS | | | | | | | | |
| 9 | PQHG10570Z | ----- | Packing | 0 | 1st Lot | A | 7 | |
| 10 | PQHG10574Z | PQHG10574Y | Packing | 1 | May, 00 | A | 1 | X |
| 17 | PQHS10407Z | PQHS10407Y | Tape | *1 1 | Jul, 00 | A | 2 | V |
| 18 | PQHS10408Z | PQHS10408Y | Tape | *1 1 | Jul, 00 | A | 2 | V |
| 20 | PQHS10422Z | ----- | Tape | *1 0 | Jul,00 | A | 8 | |
| 21 | PQHS10421Z | ----- | Tape | *1 0 | Jul, 00 | A | 8 | |
| 22 | PQHS10424Z | ----- | Tape | *1 0 | Jul, 00 | A | 8 | |
| 23 | PQHS10423Z | ----- | Tape | *1 0 | Jul, 00 | A | 8 | |
| 48 | PQKF10309Z1 | PQKF10309W1 | Lower Cabinet | 1 | Jul, 00 | A→B | 2 | V |
| ACCESSORIES | | | | | | | | |
| A2 | ----- | PQQW12307Z | Leaflet | 1 | 1st Lot | A | 5 | X |
| A3 | PQQX12651Y | PQQX12651X | Instrucion Book (English) | *2 1 | Jul, 00 | B→C | 8 | X |
| A4 | PQQX12652Y | PQQX12652X | Instrucion Book (French) | *2 1 | Jul, 00 | B→C | 8 | X |
| PACKING MATERIALS | | | | | | | | |
| P1 | PQPK13137Y | PQPK13137X | Front Blister Pack | 1 | Aug, 00 | C | 2 | X |
| P2 | PQPK13138Y | PQPK13138X | Rear Blister Pack | 1 | Aug, 00 | C | 2 | X |
| MAIN P.C. BOARD PARTS | | | | | | | | |
| PCB1 | PQWP1TR320F | PQWP1TR320CF | CUP P.C. BOARD ASS'Y (RTL) | *2 1 | Jul, 00 | B→C | 1 | X |
| IC16 | PQWITR325SH | PQWI2TR325SH | IC | *2 1 | Jul, 00 | B→C | 1 | X |
| IC17 | PQVI9407AA20 | PQVI9407AA25 | IC | *2 1 | Jul, 00 | B→C | 1 | X |
| RF P.C. BOARD PARTS | | | | | | | | |
| PCB2 | PQWP2TR320CF | PQWP2TR320F | RF P.C. BOARD ASS'Y (RTL) | 1 | 1st Lot | A | 7 | X |

(For KX-TR320MXS)

| Ref. No. | Parts No. | | Part Name & Description | Pcs/ Set | Implementation | Suffix | Notes | |
|------------------------------|--------------|--------------|-------------------------|-------------|----------------|--------|-------|---|
| | Original | Supplement-2 | | | | | | |
| CABINET AND ELECTRICAL PARTS | | | | | | | | |
| 37 | PQKK10097Z1 | PQKK10097Y1 | Battery Cover | 1 | 1st Lot | A | 2 | X |
| 27 | PQKM10410Z2 | PQKM10410Y2 | Upper Cabinet | 1 | 1st Lot | A | 2 | X |
| 10 | PQHG10574Z | PQHG10574Y | Packing | 1 | May, 00 | A | 1 | X |
| 17 | PQHS10407Z | PQHS10407Y | Tape | *1 1 | Jul, 00 | A | 2 | V |
| 18 | PQHS10408Z | PQHS10408Y | Tape | *1 1 | Jul, 00 | A | 2 | V |
| 20 | PQHS10422Z | ***** | Tape | *1 0 | Jul, 00 | A | 8 | |
| 21 | PQHS10421Z | ***** | Tape | *1 0 | Jul, 00 | A | 8 | |
| 22 | PQHS10424Z | ***** | Tape | *1 0 | Jul, 00 | A | 8 | |
| 23 | PQHS10423Z | ***** | Tape | *1 0 | Jul, 00 | A | 8 | |
| 48 | PQKF10309Z1 | PQKF10309W1 | Lower Cabinet | 1 | Jul, 00 | A→B | 2 | V |
| PACKING MATERIALS | | | | | | | | |
| P1 | PQPK13137Z | PQPK13137X | Front Blister Pack | 1 | Aug, 00 | C | 2 | X |
| P2 | PQPK13138Z | PQPK13138X | Rear Blister Pack | 1 | Aug, 00 | C | 2 | X |
| MAIN P.C. BOARD PARTS | | | | | | | | |
| E2 | PQHR10720Z | PQHR10720Y | RF Holder | 1 | 1st Lot | A | 2 | X |
| IC16 | PQWITR325SH | PQW11TR325SH | IC | *2 1 | Jul, 00 | B→C | 1 | X |
| IC17 | PQVI9407AA20 | PQVI9407AA25 | IC | *2 1 | Jul, 00 | B→C | 1 | X |
| RF P.C. BOARD PARTS | | | | | | | | |
| C80 | ECUV1H040CCV | ECUV1H060CCV | Capacitor, 6P | 1 | 1st Lot | A | 1 | X |

(For KX-TR325S)

| Ref. No. | Parts No. | | Part Name & Description | Pcs/ Set | Implementation | Suffix | Notes | |
|------------------------------|--------------|--------------|------------------------------|-------------|----------------|--------|-------|---|
| | Original | Supplement-2 | | | | | | |
| CABINET AND ELECTRICAL PARTS | | | | | | | | |
| 27 | PQKM10410Z2 | PQKM10410Y2 | Upper Cabinet | 1 | 1st Lot | A | 2 | X |
| 37 | PQKK10097Z1 | PQKK10097Y1 | Battery Cover | 1 | 1st Lot | A | 2 | X |
| 10 | PQHG10574Z | PQHG10574Y | Packing | 1 | May, 00 | A | 1 | X |
| 17 | PQHS10407Z | PQHS10407Y | Tape | *1 | Jul, 00 | A | 2 | V |
| 18 | PQHS10408Z | PQHS10408Y | Tape | *1 | Jul, 00 | A | 2 | V |
| 20 | PQHS10422Z | ----- | Tape | *1 | Jul, 00 | A | 8 | |
| 21 | PQHS10421Z | ----- | Tape | *1 | Jul, 00 | A | 8 | |
| 22 | PQHS10424Z | ----- | Tape | *1 | Jul, 00 | A | 8 | |
| 23 | PQHS10423Z | ----- | Tape | *1 | Jul, 00 | A | 8 | |
| 48 | PQKF10309Z1 | PQKF10309W1 | Lower Cabinet | 1 | Jul, 00 | A→B | 2 | V |
| ACCESSORIES | | | | | | | | |
| A2 | PQQW12178Y | PQQW12178X | Quick Guide | *2 | Aug, 00 | B→C | 8 | X |
| A3 | PQQX12602Y | PQQX12602X | Instrucion Book | *2 | Aug, 00 | B→C | 8 | X |
| PACKING MATERIALS | | | | | | | | |
| P1 | PQPK13137Z | PQPK13137X | Front Blister Pack | 1 | Aug, 00 | C | 2 | X |
| P3 | PQPK13138Z | PQPK13138X | Paper Sheet for Blister Pack | 1 | Aug, 00 | C | 2 | X |
| MAIN P.C. BOARD PARTS | | | | | | | | |
| E2 | PQHR10720Z | PQHR10720Y | RF Holder | 1 | 1st Lot | A | 2 | X |
| IC16 | PQWITR325SH | PQWI1TR325SH | IC | *2 | Aug, 00 | B→C | 1 | X |
| IC17 | PQVI9407AA24 | PQVI9407AA25 | IC | *2 | Aug, 00 | B→C | 1 | X |
| RF P.C. BOARD PARTS | | | | | | | | |
| C80 | ECUV1H040CCV | ECUV1H060CCV | Capacitor, 6P | 1 | 1st Lot | A | 1 | X |

(For KX-TR325CS)

| Ref. No. | Parts No. | | Part Name & Description | Pcs/ Set | Implementation | Suffix | Notes | | |
|------------------------------|--------------|--------------|----------------------------|-------------|----------------|---------|-------|---|---|
| | Original | Supplement-2 | | | | | | | |
| CABINET AND ELECTRICAL PARTS | | | | | | | | | |
| 10 | PQHG10574Z | PQHG10574Y | Packing | 1 | May, 00 | A | 1 | Y | |
| 17 | PQHS10407Z | PQHS10407Y | Tape | *1 | 1 | Jul, 00 | A | 2 | V |
| 18 | PQHS10408Z | PQHS10408Y | Tape | *1 | 1 | Jul, 00 | A | 2 | V |
| 20 | PQHS10422Z | ----- | Tape | *1 | 0 | Jul, 00 | A | 8 | |
| 21 | PQHS10421Z | ----- | Tape | *1 | 0 | Jul, 00 | A | 8 | |
| 22 | PQHS10424Z | ----- | Tape | *1 | 0 | Jul, 00 | A | 8 | |
| 23 | PQHS10423Z | ----- | Tape | *1 | 0 | Jul, 00 | A | 8 | |
| 48 | PQKF10309Z1 | PQKF10309W1 | Lower Cabinet | 1 | Jul, 00 | A→B | 2 | V | |
| ACCESSORIES | | | | | | | | | |
| A2 | ----- | PQQW12307Z | Leaflet | 1 | 1st Lot | A | 5 | X | |
| A3 | PQQX12651Y | PQQX12651X | Instrucion Book (English) | *3 | 1 | Jul, 00 | B→C | 8 | X |
| A4 | PQQX12652Y | PQQX12652X | Instrucion Book (French) | *3 | 1 | Jul, 00 | B→C | 8 | X |
| PACKING MATERIALS | | | | | | | | | |
| P1 | PQPK13137Y | PQPK13137X | Front Blister Pack | 1 | Aug. 00 | C | 2 | X | |
| P2 | PQPK13138Y | PQPK13138X | Rear Blister Pack | 1 | Aug. 00 | C | 2 | X | |
| MAIN P.C. BOARD PARTS | | | | | | | | | |
| PCB1 | PQWP1TR320F | PQWP1TR325CS | CUP P.C. BOARD ASS'Y (RTL) | *3 | 1 | Jul, 00 | B→C | 1 | X |
| IC16 | PQWITR325SH | PQWI2TR325SH | IC | *3 | 1 | Jul, 00 | B→C | 1 | X |
| IC17 | PQVI9407AA20 | PQVI9407AA25 | IC | *3 | 1 | Jul, 00 | B→C | 1 | X |
| RF P.C. BOARD PARTS | | | | | | | | | |
| PCB2 | PQWP2TR325S | PQWP2TR325S | RF P.C. BOARD ASS'Y (RTL) | 1 | 1st Lot | A | 7 | X | |

NOTE:

*1) The parts with *1) have been changed at the same time.

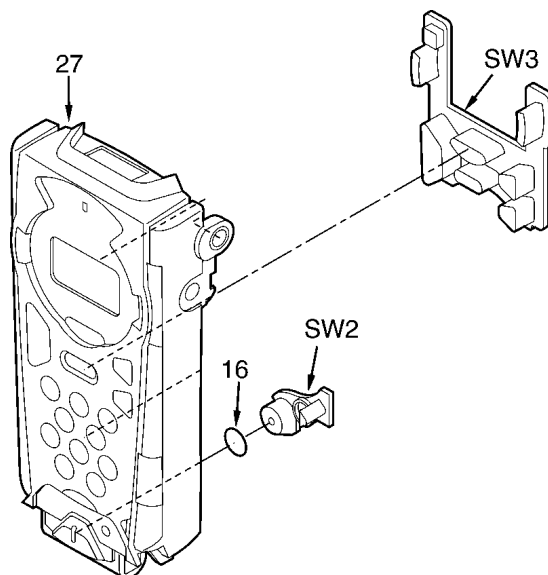
*2) The parts with *2) have been changed at the same time.

2 CABINET AND ELECTRICAL PARTS (Change from original page 36)

The Ref. No has been corrected as below

No.50 → SW2

No.51 → SW3



U (Q)
KX-TR320B
KX-TR320S
KX-TR320F
KX-TR320CF
KX-TR320MXS
KX-TR325S
KX-TR325CS
Printed in Japan